



# XPOD-S 3D Laser Full-Foot Scanner

2024.03.13

Fast true 3D laser scan with color texture  
 Auto landmark, measurement, and diagnostic report  
 Custom shoes and orthotic insoles for foot clinics and retail stores

[www.scanpod3d.com](http://www.scanpod3d.com)

XPOD-S is Smaller/Lighter/Prettier than UPOD-S. Open top scan.



XPOD-S



XPOD-S

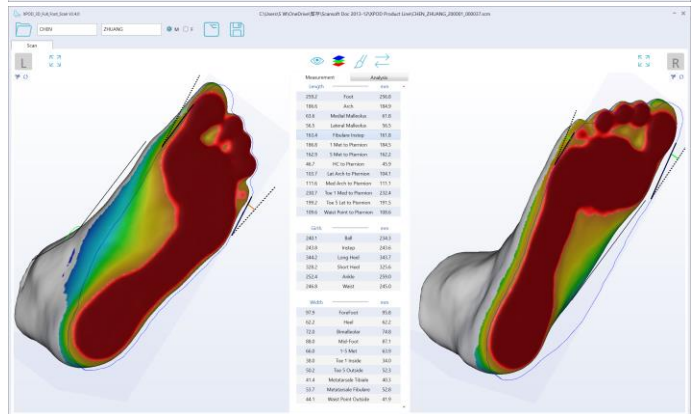
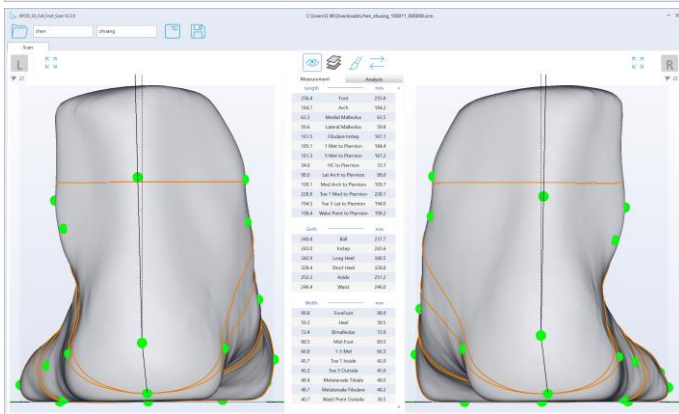
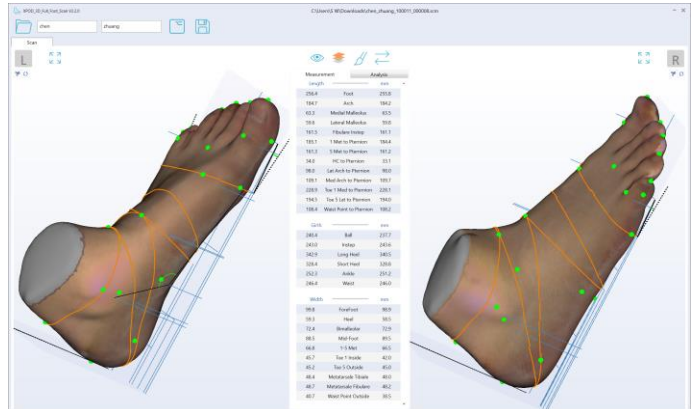
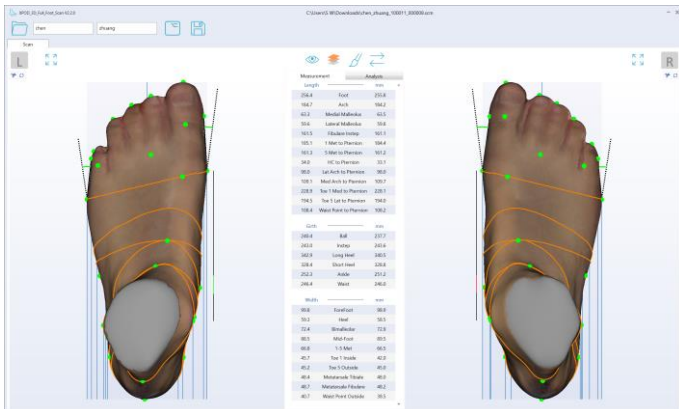


UPOD-S vs XPOD-S



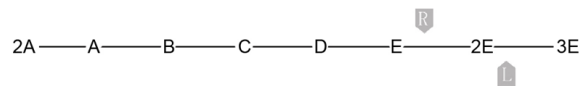
UPOD-S vs XPOD-S

XPOD Software improves on UPOD software (Same file formats)



Left Right

Foot Length (mm)	256.4	255.8
Foot Width (mm)	99.8	98.9
Ball Girth (mm)	240.4	237.7
Toe Type	Egyptian	Egyptian
Shoe Size (US M)	7.5	7.5
Shoe Width (US M)	EE	E



Heel Angle	Left 6 Eve	Right 7 Eve	
Arch Index	Left 0.24	Right 0.23	
Hallux Angle	Left 9.6	Right 11.5	

## XPOD-S Hardware

- Full-foot 3D with color in non/semi/full-weight
- Foam Impression and Plaster Cast
- High Speed 2.7s; Normal Speed 6.8s
- Minimum N5105 8G Ram; Good i5-1240P 16G Ram
- Integrated GPU OK; Min 1080P display
- Software UI or Foot switch to activate scan
- Normal lighting, open top coverless scan
- Clean 3D mesh, +/- 1.0mm accuracy
- Scan Volume 330L X 130W X 115H mm
- Size: 475L X 255W X 216H mm
- Weight: 6.6Kg (14.5Lb)
- Load Capacity: 180 Kg (397Lb)
- Power adapter AC 100-240V; DC 12V/3A
- Customizable panels design and color
- CE/FDA/PSE certification/registration
- One-year limited warranty

## XPOD Software

- Win10/11, doesn't support Win7/8
- Auto 30 Landmark and 43 Measurements
- Auto diagnostic for arch type, bunion, and heel angle
- Mark landmarks on foot then drag points to match
- PDF Foot report with manual annotations
- [User-editable report templates, sell your own brand](#)
- [User-define UI and icon color and your local language](#)
- [Shoe size/width output for US/UK/EU/CN/JP standards](#)
- 3D format STL/WRL/OBJ/PLY, 2D format JPG/PNG, PDF report, CSV data file
- FTP send order to shoe/insole fabrication
- User-define RX form for orthopedic shoe/insole
- Developers: CMD/EXE call scanner to receive data-integration into your own CAD software and database
- Optional encrypt scanners to lock files
- [Also support UPOD-S and UPOD-HD scanners](#)

## XPOD-S Laptop Configuration

- Scanner, USB Cable (two red plugs), Power Adapter, Foot Switch, and Side Standing Steps
- You supply: Laptop or desktop PC with monitor/keyboard/mouse.
- Optional: 22-inch rolling case. Note shipping the scanner inside the case (adds more bulk) is more expensive than shipping with paper carton. And shipping the case separately is very expensive. All shipping is by air courier.



## XPOD-S Pedestal Configuration

- Scanner, USB Cable (two red plugs), Power Adapter, Foot Switch, Side Standing Steps, and Pedestal
- Pedestal has VESA mounting holes for PC and monitor. Mini-PC to be mounted behind the monitor
- Pedestal is delivered disassembled to reduce shipping size. Weight is 5KG.
- You Supply: Mini-PC (Intel NUC 12<sup>th</sup> Gen or equivalent) and Touch Monitor (VESA mounting).
- Optional: We supply Mini-PC with Touch Monitor.

